



Vortex Pump

RW2122DD

60 c/s

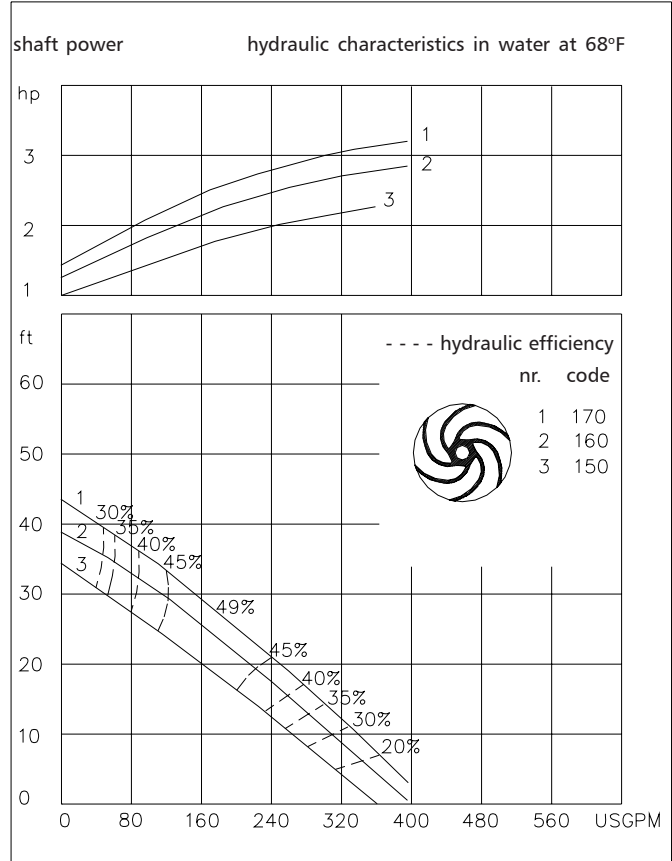
The vortex impeller pumps are designed to pump a wide variety of solids contaminated liquids in many applications. Vortex pumps are used for sewage and other waste water applications. Hydraulic components are available in special materials.

Pump

solids passage : 2 1/2"
 suction diameter : 2 7/8"
 discharge diameter : 2 1/2"
 impeller code : 170-150
 recommended minimum flow : 32 USGPM

Motor

rated horse power : 3.4 hp
 rated electrical power : 3.6 kW
 rated kVA : 4.0 kVA
 mains : 60 c/s - 3 phase
 speed : 1750 rpm
 rated efficiency : 71 %
 rated power factor (cos phi) : 0.89
 degree of protection : IP 68
 isolation class : F (311 °F)
 max. water temperature : 104 °F
 (higher temperatures on request)
 standard cable length : 33 ft
 max. submersion depth : 66 ft



15.9 USGPM = 1 l/s 1 hp = 0.746 kW 1 ft = 0.3 m 1 lb = 0.45 kg

Materials

motor housing : 1
 seal housing : 1
 volute : 1 5
 impeller : 2 5 6
 shaft : 3 5
 bolts : 4 5

elastomers : 8+9 10
 electrical cable : 9
 seal lubrication : oil
 pump seal : silicon carbide-silicon carbide
 motor seal : carbon-ceramic
 primer : Alkyd primer
 top coating : Two component high-build polyurethane coating

1	cast iron	ASTM A-48 Cl.35
2	sg cast iron	ASTM A445 Gr.60-46-18
3	stainless steel	AISI 431
4	stainless steel	AISI 304
5	stainless steel	AISI 316
6	stainless steel	AISI 329
7	wear resistant sg iron	HB500
8	nitrile	(NBR)
9	neoprene	(CR)
10	viton	(FPM)

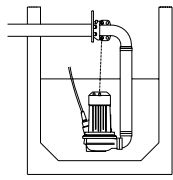


ITT

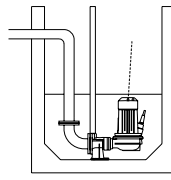
ROBOT PUMPS

Installation options

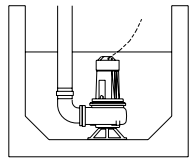
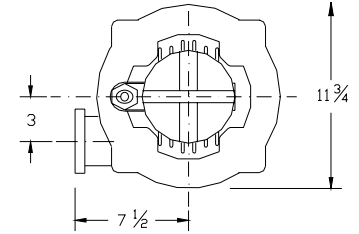
RW2122DD



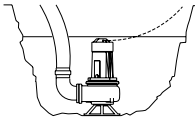
H
Header coupling:
Type HK65 or HK80



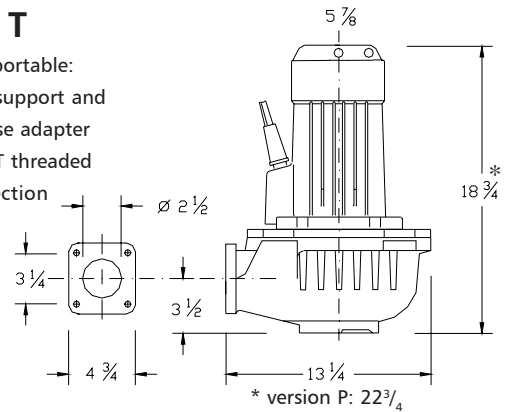
V
Guide bar coupling:
Type V65 or V80



F
Freestanding:
With support and
3" hose adapter
or NPT threaded
connection



T
Transportable:
With support and
3" hose adapter
or NPT threaded
connection



The motor is cooled by the surrounding water.

Versions

Weight

B Basic version

124 lbs

P FM approved version

163 lbs

Certified according to:
Class I, Division I, Groups C&D T4
Standard with thermostats and
waterdetector in motorhousing.

Optional:

Thermostiches in motorwindings
Standard for FM approved version

Flexible protective sheathing for cable
(AISI 316)

Water detector in motor and oil housing (for flame proof version only in oil housing with external cable)

Motor connection details

voltage [V]*	rated current[A]	electrical cable size					
				with waterdetector and/or thermostiches		FM approved version	
		DOL-start	YD-start	DOL-start	YD-start	DOL-start	YD-start
220	10.4	1xAWG 14/4	1xAWG 16/7	1xAWG 14/7	1xAWG 16/10	1xAWG 14/8	1xAWG 14/12
380	6.0	1xAWG 16/4	1xAWG 16/7	1xAWG 16/7	1xAWG 16/10	1xAWG 14/8	1xAWG 14/12
440	5.2	1xAWG 16/4	1xAWG 16/7	1xAWG 16/7	1xAWG 16/10	1xAWG 14/8	1xAWG 14/12
460	5.0	1xAWG 16/4	1xAWG 16/7	1xAWG 16/7	1xAWG 16/10	1xAWG 14/8	1xAWG 14/12
575	4.0	1xAWG 16/4	1xAWG 16/7	1xAWG 16/7	1xAWG 16/10	1xAWG 14/8	1xAWG 14/12

starting current DOL-start : 3.4 x rated current

* other voltages on request

starting current YD-start : 1.1 x rated current

We reserve the right to alter specifications without prior notice.