



ITT

ROBOT PUMPS

Vortex stainless steel pump

RW2110BD

50 Hz

The vortex stainless steel pumps are designed to pump a wide variety of solids contaminated liquids in many applications. Vortex pumps are used for sewage and other waste water applications. The pump can be used in aggressive applications pH = 1-13. Standard elastomers are in FPM (Viton).

Pump

solids passage : 50 mm
 suction diameter : 50 mm
 discharge diameter : 50 mm
 impeller diameters : 125-95 mm
 recommended min. flow : 1.5 l/s (5 m³/h)

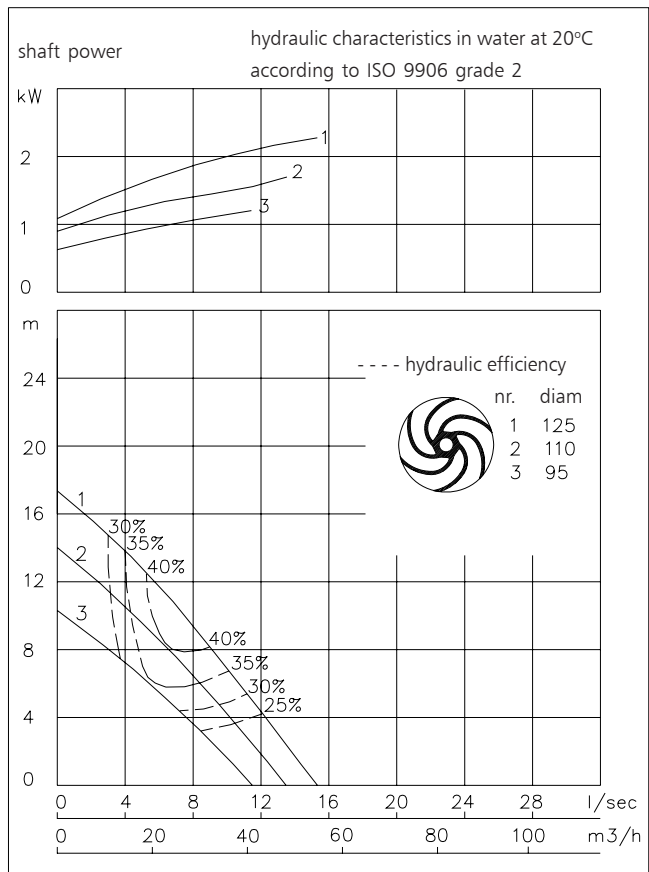
Motor

rated shaft power : 2.2 kW
 rated electrical power : 2.8 kW
 mains : 50 Hz - 3 phase
 nominal speed : 2830 rpm
 rated efficiency : 79 %
 rated power factor (cos phi) : 0.89
 degree of protection : IP 68
 isolation class : H (180 °C)
 max. water temperature : 40 °C
 (higher temperatures on request)
 standard cable length : 10 m

Materials

motor housing : 5 6
 seal housing : 5 6
 volute : 5 6
 impeller : 5 6
 shaft : 5
 bolts : 5

elastomers : 10
 electrical cable : 9
 seal lubrication : oil
 pump seal : silicon carbide-silicon carbide
 motor seal : carbon-ceramic



1	cast iron	EN-GJL-250
2	sg cast iron	EN-GJS-400-15
3	stainless steel 431	X20 CrNi 17 2
4	stainless steel 304	X5 CrNi 18 10
5	stainless steel 316	X5 CrNiMo 17 12 2
6	stainless steel 329	X4 CrNiMoN 27 5 2
7	wear resistant sg iron	HB 500
8	nitrile	(NBR)
9	neoprene	(CR)
10	viton	(FPM)
11	Nihard 4	G-X300CrNiSi 9 5 2

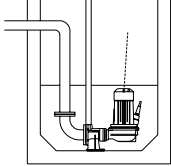
www.robotpumps.com

Engineered for life

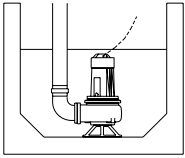


Installation options

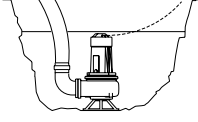
RW2110BD



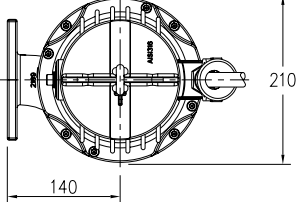
V
Guide bar coupling:
Type V50

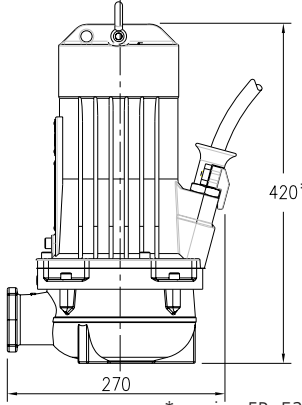


F
Freestanding:
With support and
50 or 75mm hose adapter
or G2" threaded
connection



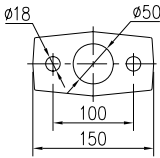
T
Transportable:
With support and
50 or 75mm hose adapter
or G2" threaded
connection





* version ER: 525

The motor is cooled by the surrounding water.



Version	Weight	Optional:
BR Basic Stainless Steel Standard with thermostiches All parts in stainless steel 316	43 kg	Flexible protective sheating for cable (AISI 316) Water detector in motor and oil housing (for explosion proof version only in oil housing with external cable)
BD Basic Duplex Steel Standard with thermostiches All casted parts in stainless steel 329	43 kg	
ER Explosion proof Certified according to: II 2 G Ex de IIB c T4 Standard with thermostiches All parts in stainless steel 316	55 kg	

Motor connection details

		number of cables x number of cores x cross section [mm ²]						
voltage [V]*	rated current[A]				with waterdetector and/or thermostiches		explosion proof version	
					DOL-start		DOL-start	
220	8.2				1x7x2.5		1x7x2.5	
380	4.8				1x7x2.5		1x7x2.5	
400	4.5				1x7x2.5		1x7x2.5	
415	4.4				1x7x2.5		1x7x2.5	
500	3.6				1x7x2.5		1x7x2.5	

starting current DOL-start

: 5.3 x rated current

* other voltages on request

We reserve the right to alter specifications without prior notice.