



ITT

ROBOT PUMPS

Vortex stainless steel pump

RW2120BA

50 Hz

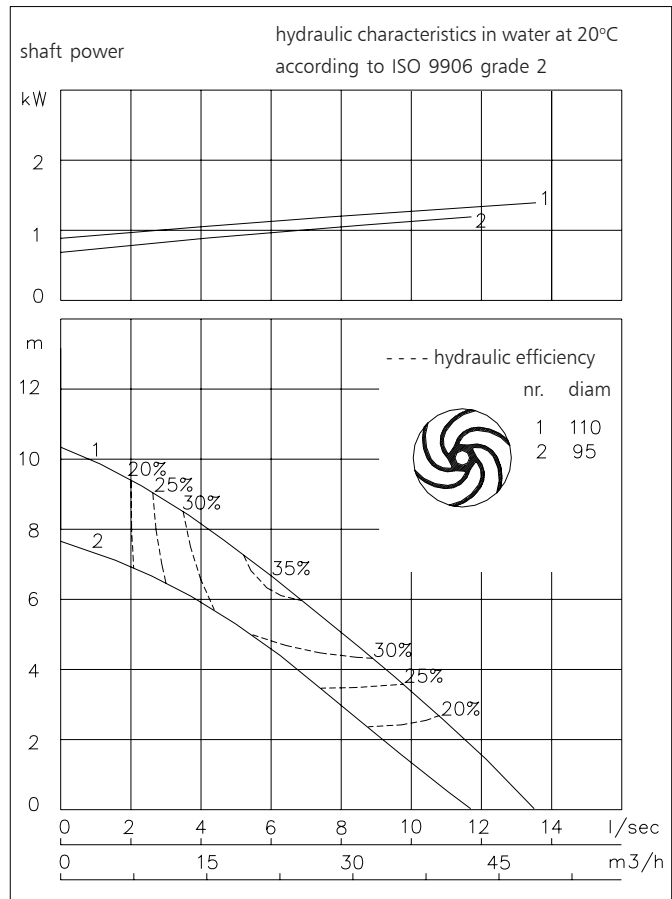
The vortex stainless steel pumps are designed to pump a wide variety of solids contaminated liquids in many applications. Vortex pumps are used for sewage and other waste water applications. The pump can be used in aggressive applications pH = 1-13. Standard elastomers are in FPM (Viton).

Pump

solids passage : 65 mm
 suction diameter : 65 mm
 discharge diameter : 65 mm
 impeller diameters : 110 - 95 mm
 recommended min. flow : 2 l/s (8 m³/h)

Motor

rated shaft power : 1.8 kW
 rated electrical power : 2.4 kW
 mains : 50 Hz - 1 phase
 nominal speed : 2900 rpm
 rated efficiency : 75 %
 rated power factor (cos phi) : 0.98
 degree of protection : IP 68
 isolation class : H (180 °C)
 max. water temperature : 40 °C
 (higher temperatures on request)
 standard cable length : 10 m



Materials

motor housing : 5 6
 seal housing : 5 6
 volute : 5 6
 impeller : 5 6
 shaft : 5
 bolts : 5

elastomers : 10
 electrical cable : 9
 seal lubrication : oil
 pump seal : silicon carbide-silicon carbide
 motor seal : carbon-ceramic

1	cast iron	EN-GJL-250
2	sg cast iron	EN-GJS-400-15
3	stainless steel 431	X20 CrNi 17 2
4	stainless steel 304	X5 CrNi 18 10
5	stainless steel 316	X5 CrNiMo 17 12 2
6	stainless steel 329	X4 CrNiMoN 27 5 2
7	wear resistant sg iron	HB 500
8	nitrile	(NBR)
9	neoprene	(CR)
10	viton	(FPM)
11	Nihard 4	G-X300CrNiSi 9 5 2

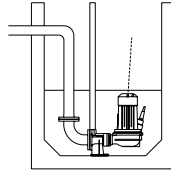
www.robotpumps.com

Engineered for life



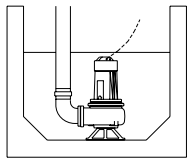
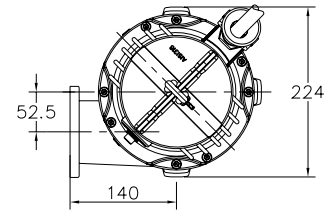
Installation options

RW2120BA



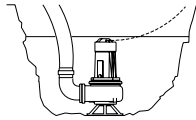
V

Guide bar coupling:
Type V65 or V80



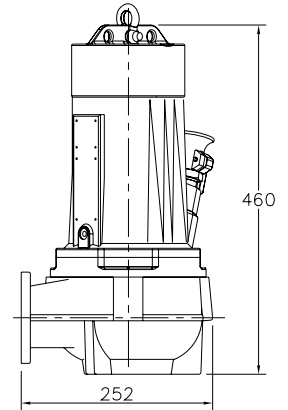
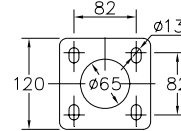
F

Freestanding:
With support and
75mm hose adapter
or G3" threaded
connection



T

Transportable:
With support and
75mm hose adapter
or G3" threaded
connection



The motor is cooled by the surrounding water.

Version

Weight

BRM	Basic Stainless Steel 1-phase motor Standard with thermostiches All parts in stainless steel 316	38 kg
BDM	Basic Duplex Steel 1-phase motor Standard with thermostiches All casted parts in stainless steel 329	38kg

Optional:

Flexible protective sheathing for cable
(AISI 316)

Water detector in motor and oil housing

Motor connection details

		number of cables x number of cores x cross section [mm ²]			
voltage [V]*	current [A]	with thermostiches			
			capacitor		
220	11.1	1x7x2.5	40µF / 450V		
230	10.6	1x7x2.5	40µF / 450V		
240	10.2	1x7x2.5	40µF / 450V		

starting current

: 2.8 x rated current

* other voltages on request

We reserve the right to alter specifications without prior notice.