



# ITT

## ROBOT PUMPS

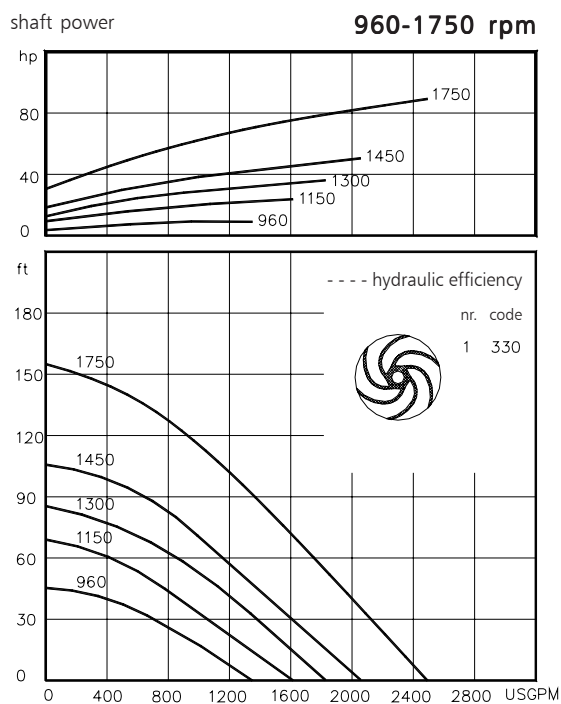
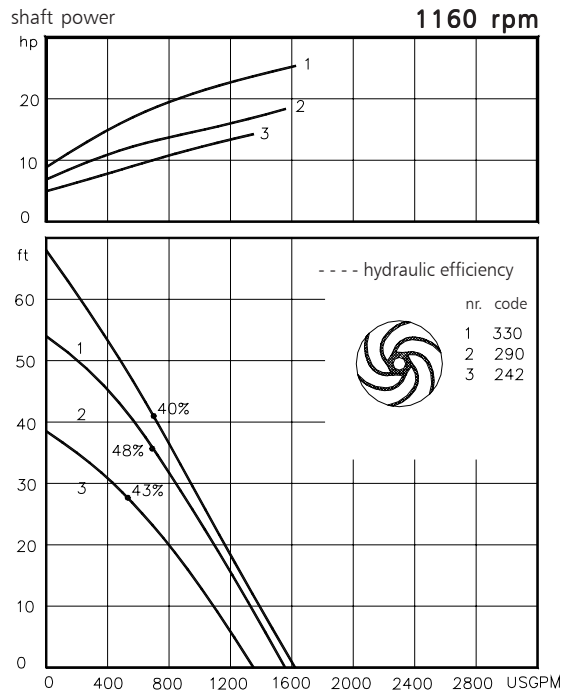
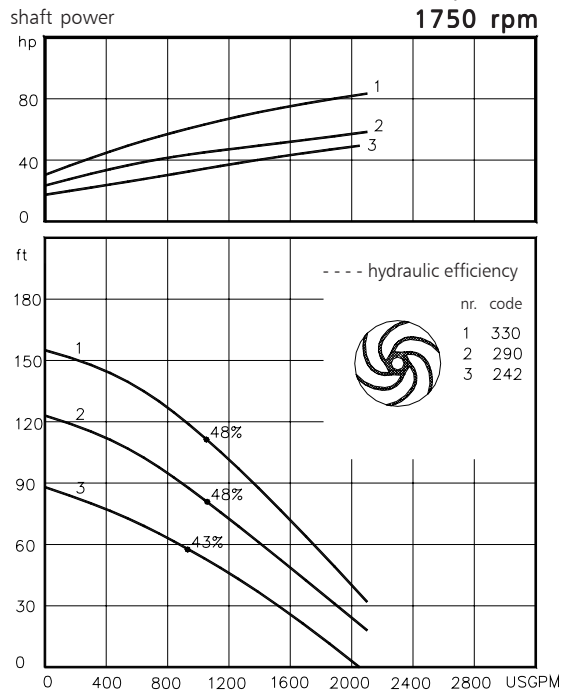
### Dry Installed Vortex Slurry Pump

### BD6040

The Vortex impeller pumps in wear resistant Nihard 4 are designed to pump a wide variety of highly abrasive solids contaminated liquids in many applications. These pumps are designed for a stationary dry installation of pump and motor.

solids passage : 4" **60 c/s**  
 discharge flange : 6"  
 suction flange : 6"  
 impeller code : 330 / 290 / 242  
 recommended minium flow : 207 USGPM

hydraulic characteristics in water at 68°F



Available electric motors Degree of protection IP55		
NEMA	[hp]	[rpm]
256T	10	1160
284T	15	1160
286T	20	1160
324T	25	1160
326T	30	1160
284T	25	1750
286T	30	1750
324T	40	1750
326T	50	1750
364T	60	1750
365T	75	1750

[www.ittwwwalphen.com](http://www.ittwwwalphen.com)

*Engineered for life*

