



ITT

ROBOT PUMPS

Turbotex Pump

RT6050LL

50 Hz

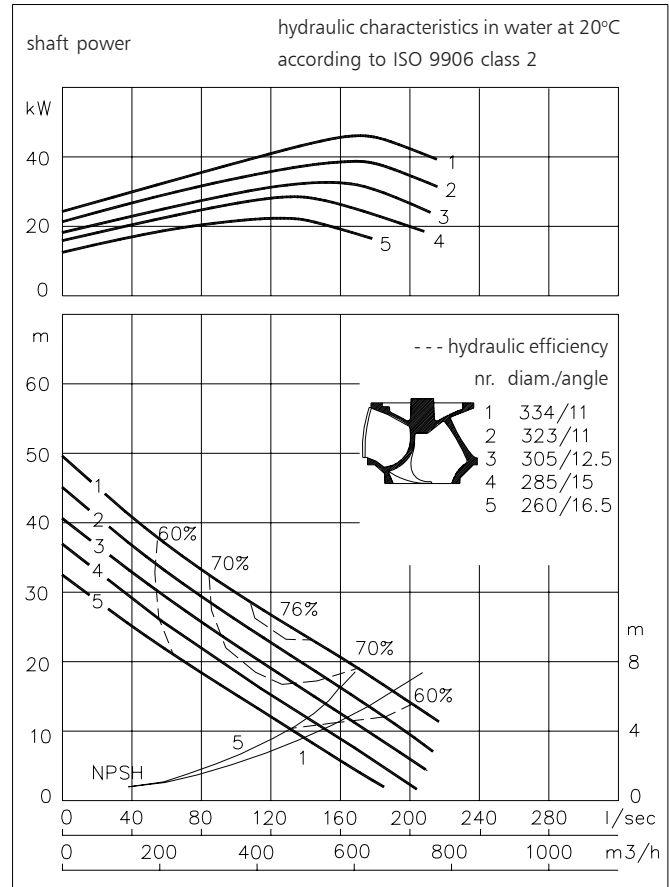
Turbotex pumps are auto cleaning solids handling pumps. The impeller leading edge is almost parallel with the direction of the flow and leads into the impeller passage. Turbotex pumps are first choice for raw unscreened sewage as well as for lightly contaminated liquids.

Pump

solids passage : 125 mm
 suction diameter : 200 mm
 discharge diameter : 200 mm
 impeller diameter : 334 -260 mm
 recommended minimum flow : 23 l/s (84 m³/h)

Motor

rated shaft power : 48.0 kW
 rated electrical power : 54.5 kW
 mains : 50 Hz - 3 phase
 nominal speed : 1450 rpm
 motor efficiency : 86%
 rated power factor (cos phi) : 0.86
 degree of protection : IP 68
 isolation class : H (180 °C)
 max. water temperature : 40 °C
 (higher temp. on request)
 standard cable length : 10 m



Materials

motor housing : 1
 seal housing : 1
 volute : 1 5
 impeller : 2 5 7
 shaft : 3 5
 bolts : 4 5
 cooling jacket : 4 5
 elastomers : 8+9 10
 electrical cable : 9
 seal lubrication : oil
 pump seal : silicon carbide-silicon carbide - viton
 motor seal : carbon - ceramic
 primer : Alkyd primer
 top coating : Two component high-build polyurethane coating

1	cast iron	EN-GJL-250
2	sg cast iron	EN-GJS-400-15
3	stainless steel 431	X20 CrNi 17 2
4	stainless steel 304	X5 CrNi 18 10
5	stainless steel 316	X5 CrNiMo 17 12 2
6	stainless steel 329	X4 CrNiMoN 27 5 2
7	wear resistant sg iron	HB 500
8	nitrile	(NBR)
9	neoprene	(CR)
10	viton	(FPM)

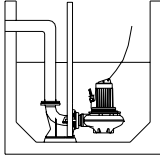
www.robotpumps.com

Engineered for life

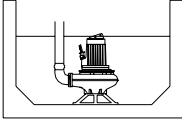


Installation options

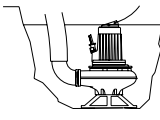
RT6050LL



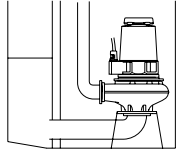
V
Guide bar coupling:
Type V200N



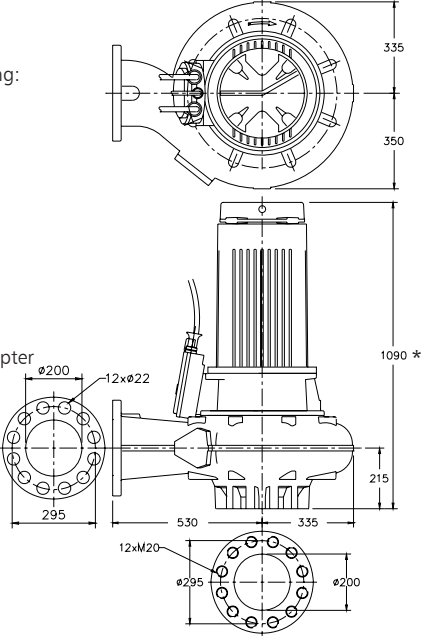
F
Freestanding:
With support and
200mm hose adapter



T
Transportable:
With support and
200mm hose adapter



A
Immersible:
vertical or horizontal
with cooling sytem and
support.
Discharge: 200mm
Suction: 200mm



* version C: 1110

The motor is cooled by the surrounding water.
With cooling version the motor can run continuously above the waterlevel

Versions

Version	Weight:
B Basic Standard with thermostiches	470 kg
E Explosion proof version Certified according to: II 2 G Ex de IIB c T4 Standard with 2 sets of thermostiches.	470 kg
C Version with cooling system Standard with thermostiches Internal or external circulation (external cooling water min. flow 0.4 l/s)	475 kg
EC Explosion proof version with cooling system Certified according to: II 2 G Ex de IIB c T4	475 kg

Optional:

- Flexible protective sheating for cable**
(AISI 316)
- Water detector in motor and oil housing**
(for explosion proof version only in oil housing with external cable)

Motor connection details

voltage [V]*	rated current[A]	number of cables x number of cores x cross section [mm ²]			
		DOL-start		explosion proof version	
		DOL-start	YD-start	DOL- start	YD-start
380	96.4	-	2x4x16 + 1x4x2.5	-	2x4x16 + 1x4x2.5
400	91.5	-	2x4x16 + 1x4x2.5	-	2x4x16+ 1x4x2.5
415	88.2	-	2x4x16 + 1x4x2.5	-	2x4x16 + 1x4x2.5
500	73.2	1x4x16 + 1x4x2.5	2x4x10 + 1x4x2.5	1x4x16 + 1x4x2.5	2x4x10 + 1x4x2.5

starting current DOL start

: 4.4 x rated current

*other voltages on request

starting current YD-start

: 1.5 x rated current

We reserve the right to alter specifications without prior notice.