



Turbotex Pump

RT6040LI

60 c/s

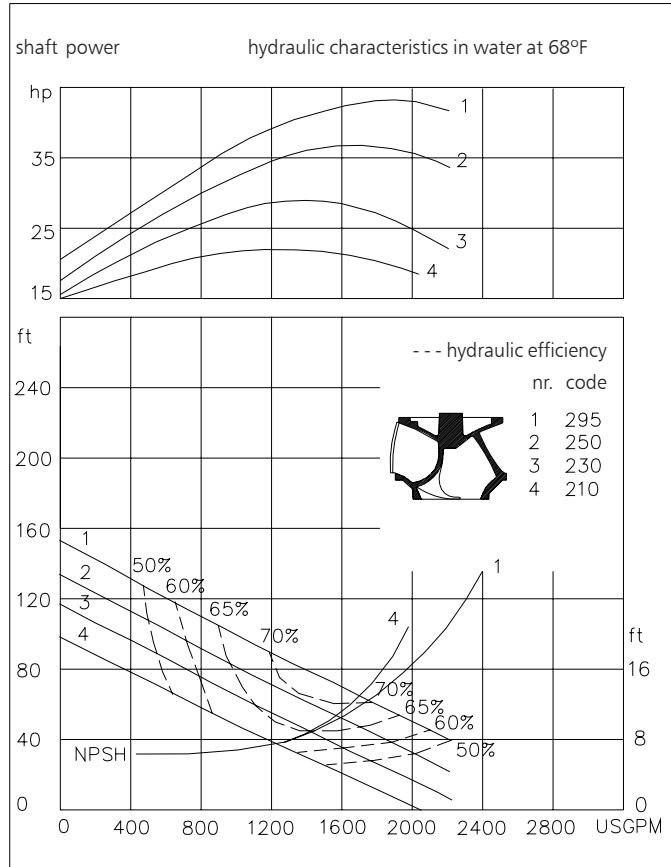
Turbotex pumps are auto cleaning solids handling pumps. The impeller leading edge is almost parallel with the direction of the flow and leads into the impeller passage. Turbotex pumps are first choice for raw unscreened sewage as well as for lightly contaminated liquids.

Pump

solids passage : 4 1/4"
 suction diameter : 8"
 discharge diameter : 6"
 impeller diameter : 295 - 210
 recommended minimum flow : 207 USGPM

Motor

rated horse power : 52.3 hp
 rated electrical power : 45.4 kW
 rated kVA : 52.8 kVA
 mains : 60 c/s - 3 phase
 speed : 1750 rpm
 rated efficiency : 86 %
 rated power factor (cos phi) : 0.86
 degree of protection : IP 68
 isolation class : F (311 °F)
 max. water temperature : 104 °F
 (higher temperatures on request)
 standard cable length : 33 ft
 max. submersion depth : 66 ft



15.9 USGPM = 1 l/s 1 hp = 0.736 kW 1 ft = 0.3 m 1 lb = 0.45 kg

Materials

motor housing : 1
 seal housing : 1 5
 volute : 1
 impeller : 2 5 7
 shaft : 3 5
 bolts : 4 5
 cooling jacket : 4 5
 elastomers : 8+9 10
 electrical cable : 9
 seal lubrication : oil
 pump seal : silicon carbide-silicon carbide
 motor seal : carbon - ceramic
 primer : Alkyd primer
 top coating : Two component high-build polyurethane coating

1	cast iron	ASTM A-48 Cl.35
2	sg cast iron	ASTM A445 Gr.60-46-18
3	stainless steel	AISI 431
4	stainless steel	AISI 304
5	stainless steel	AISI 316
6	bronze	ASTM B 145 Gr. 4a
7	wear resistant sg iron	HB500
8	nitrile	(NBR)
9	neoprene	(CR)
10	viton	(FPM)

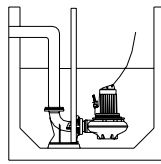


ITT

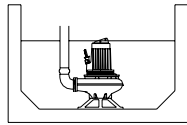
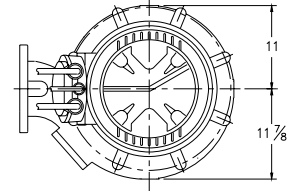
ROBOT PUMPS

Installation options

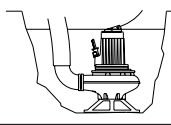
RT6040LI



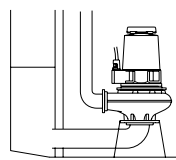
V
Guide bar coupling:
Type V150N



F
Freestanding:
With support and
6" hose adapter

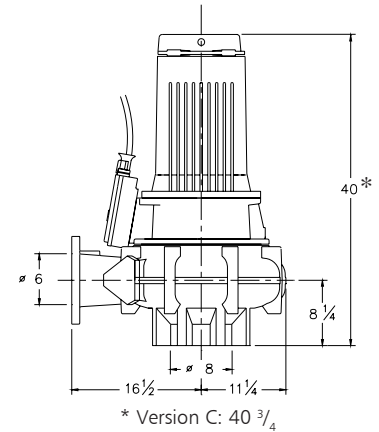


T
Transportable:
With support and
6" hose adapter



A
Immersible:
vertical or horizontal
with cooling system and
support.
Discharge: 6"
Suction: 8"

The motor is cooled by the surrounding water.
With cooling version the motor can run continuously above the waterlevel



Versions

Weight

- B Basic version**
Standard with thermostiches
- P FM approved version**
Certified according to:
Class I, Division I, Groups C&D T4
Standard with thermostats and
waterdetector in motorhousing.
- C Version with cooling system**
Standard with thermostiches
Internal or external circulation
(ext. coolingwater min. flow 2.4 USGPM)

803 lbs
825 lbs

Optional:

- Flexible protective sheating for cable**
(AISI 316)
- Water detector in motor and oil housing** (for flame proof version only in oil housing with external cable)

Motor connection details

voltage [V]*	rated current[A]	electrical cable size					
		DOL-start	YD-start	FM approved version			
				DOL-start	YD-start		
380	80.1	2xAWG6/4+1xAWG14/4	not possible	2xAWG6/4+1xAWG14/7	-		
440	69.2	2xAWG8/4+1xAWG14/4	2xAWG6/4+1xAWG14/4	2xAWG8/4+1xAWG14/7	2xAWG6/4+1xAWG14/7		
460	66.2	2xAWG8/4+1xAWG14/4	2xAWG6/4+1xAWG14/4	2xAWG8/4+1xAWG14/7	2xAWG6/4+1xAWG14/7		
575	52.9	2xAWG8/4+1xAWG14/4	2xAWG10/4+1xAWG14/4	2xAWG8/4+1xAWG14/7	2xAWG10/4+1xAWG14/7		

starting current DOL-start

: 4.5 x rated current

* other voltages on request

starting current YD-start

: 1.5 x rated current

We reserve the right to alter specifications without prior notice.