



Vortex Pump

RW2122DC

60 c/s

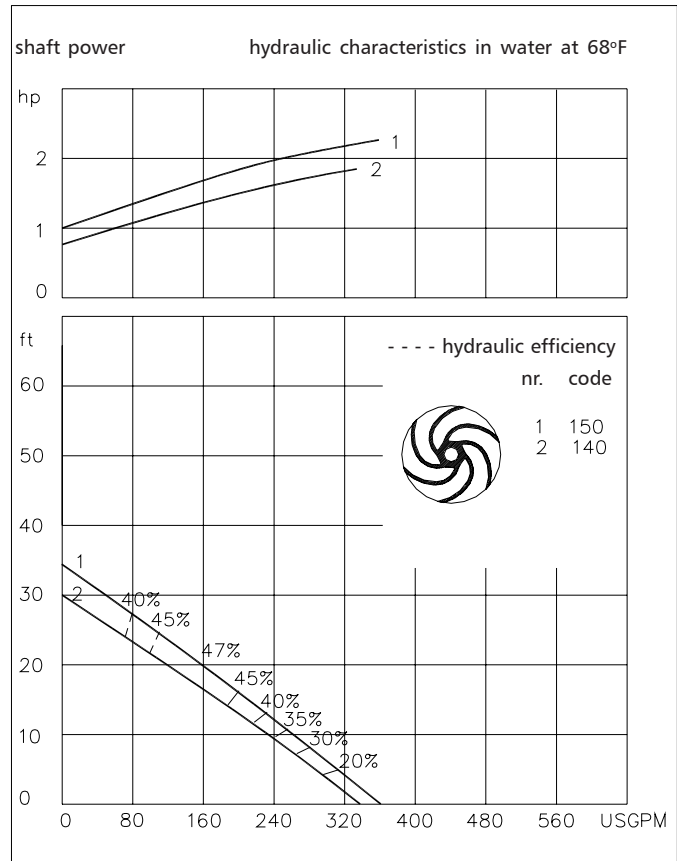
The vortex impeller pumps are designed to pump a wide variety of solids contaminated liquids in many applications. Vortex pumps are used for sewage and other waste water applications. Hydraulic components are available in special materials.

Pump

solids passage : 2 1/2"
 suction diameter : 2 7/8"
 discharge diameter : 2 1/2"
 impeller code : 150-140
 recommended minimum flow : 32 USGPM

Motor

rated horse power : 2.3 hp
 rated electrical power : 2.4 kW
 rated kVA : 2.8 kVA
 mains : 60 c/s
 speed : 1750 rpm
 rated efficiency : 71 %
 rated power factor (cos phi) : 0.85
 degree of protection : IP 68
 isolation class : F (311 °F)
 max. water temperature : 104 °F
 (higher temperatures on request)
 standard cable length : 33 ft
 max. submersion depth : 66 ft



Pump curves are for cast iron only.

15.9 USGPM = 1 l/s 1 hp = 0.746 kW 1 ft = 0.3 m 1 lb = 0.45 kg

Materials

motor housing : 1
 seal housing : 1
 volute : 1 5
 impeller : 2 5 6
 shaft : 3 5
 bolts : 4 5

elastomers : 8+9 10
 electrical cable : 9
 seal lubrication : oil
 pump seal : silicon carbide-silicon carbide
 motor seal : carbon-ceramic
 primer : Alkyd primer
 top coating : Two component high-build polyurethane coating

1	cast iron	ASTM A-48 Cl.35
2	sg cast iron	ASTM A445 Gr.60-46-18
3	stainless steel	AISI 431
4	stainless steel	AISI 304
5	stainless steel	AISI 316
6	stainless steel	AISI 329
7	wear resistant sg iron	HB500
8	nitrile	(NBR)
9	neoprene	(CR)
10	viton	(FPM)

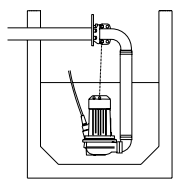


ITT

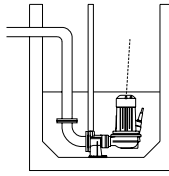
ROBOT PUMPS

Installation options

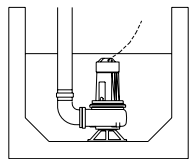
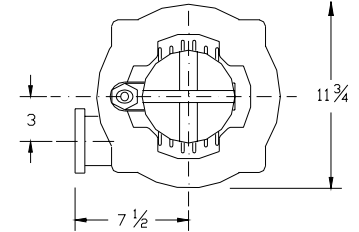
RW2122DC



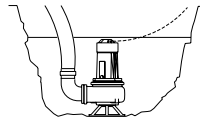
H
Header coupling:
Type HK65 or HK80



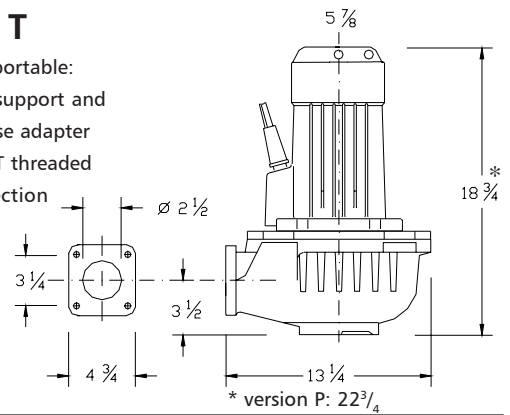
V
Guide bar coupling:
Type V65 or V80



F
Freestanding:
With support and
3" hose adapter
or NPT threaded
connection



T
Transportable:
With support and
3" hose adapter
or NPT threaded
connection



The motor is cooled by the surrounding water.

Versions

B Basic version

Weight

124 lbs

P FM approved version

Certified according to:
Class I, Division I, Groups C&D T4
Standard with thermostats and
waterdetector in motorhousing.

163 lbs

Optional:

Thermostatches in motorwindings
Standard for FM approved version

Flexible protective sheathing for cable
(AISI 316)

Water detector in motor and oil housing (for flame proof version only in oil housing with external cable)

Motor connection details

voltage [V]*	rated current[A]	electrical cable size					
		DOL-start		with waterdetector and/or thermostatches		FM approved version	
220	7.4	1xAWG16/4		1xAWG16/7		1xAWG14/8	
380	4.3	1xAWG16/4		1xAWG16/7		1xAWG14/8	
440	3.6	1xAWG16/4		1xAWG16/7		1xAWG14/8	
460	3.5	1xAWG16/4		1xAWG16/7		1xAWG14/8	
575	2.8	1xAWG16/4		1xAWG16/7		1xAWG14/8	

starting current DOL-start : 4.8 x rated current

* other voltages on request

We reserve the right to alter specifications without prior notice.