



# ITT

## ROBOT PUMPS

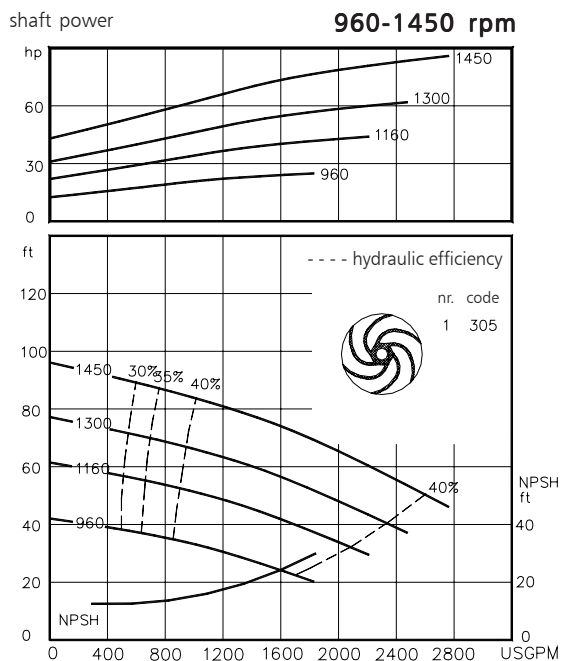
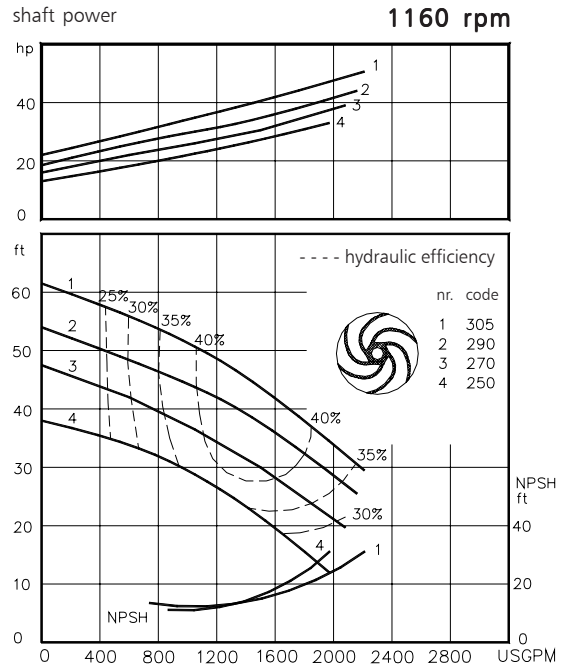
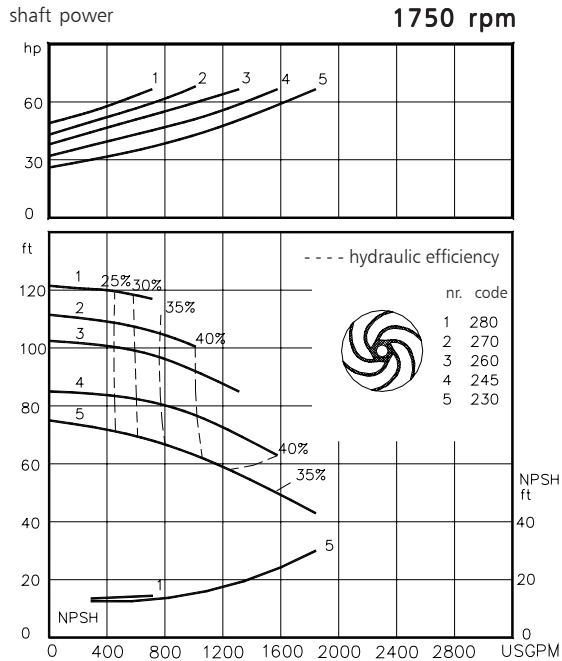
### Dry Installed Vortex Pump

### BW6000

The dry installed vortex pumps are designed to pump a wide variety of solids contaminated liquids. They are used for sewage and other waste water applications. These pumps are designed for a stationary dry installation of pump and motor.

solids passage : 6" **60 c/s**  
 discharge flange : 8"  
 suction flange : 8"  
 impeller code : 305 - 230  
 recommended minium flow : 366 USGPM

hydraulic characteristics in water at 68°F



Available electric motors Degree of protection IP55		
NEMA	[hp]	[rpm]
286T	20	1160
324T	25	1160
326T	30	1160
364T	40	1160
365T	50	1160
286T	30	1750
324T	40	1750
326T	50	1750
364T	60	1750
365T	75	1750

[www.itwwwalphen.com](http://www.itwwwalphen.com)

*Engineered for life*



# ITT

## ROBOT PUMPS

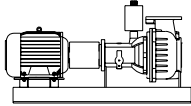
### Installation options

### BW6000



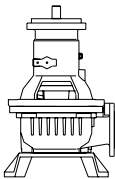
**H**

Horizontal installation:  
Bare shaft



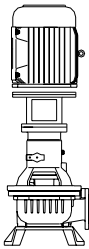
**HM**

Horizontal installation:  
With foundation plate  
and electric motor.



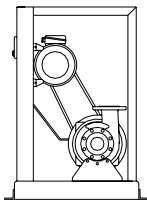
**V**

Vertical installation:  
Bare shaft



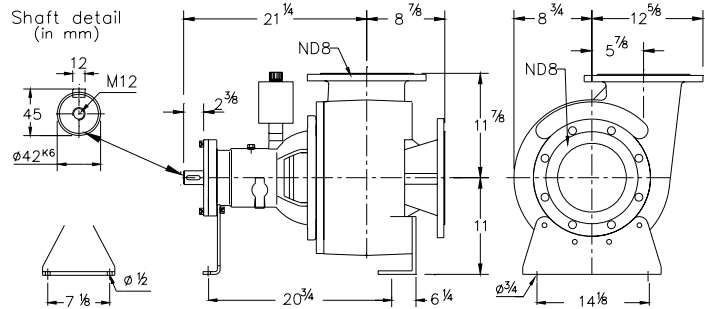
**VM**

Vertical installation:  
With support and electric  
motor.



**K**

V-belt driven:  
Frame construction.  
For motors NEMA  
145T - 324T.



#### Flange connections

Standard

		p.c.d.	ANSI 150 Number x holes
Discharge	ND 8	11 <sup>3</sup> / <sub>4</sub>	8 x $\varnothing$ <sup>7</sup> / <sub>8</sub>
Suction	ND 8	11 <sup>3</sup> / <sub>4</sub>	8 x $\varnothing$ <sup>7</sup> / <sub>8</sub>

Weight (H version): 350 lbs

#### Optional:

- seal flushing

*Other options and materials upon request*

### Materials

sealhousing	: 1
pump casing	: 1
impeller	: 2
pump shaft	: 3 5
bearing housing	: 1
bolts	: 4 5
elastomer	: 8+9 10
seal lubrication	: oil
pump seal	: silicon carbide-silicon carbide
secondary seal	: 1 radial lipseal
primer	: Alkyd primer
top coating	: Two component high-build polyurethane coating

1	cast iron	ASTM A-48 Cl.35
2	sg cast iron	ASTM A445 Gr.60-46-18
3	stainless steel	AISI 431
4	stainless steel	AISI 304
5	stainless steel	AISI 316
6	stainless steel	AISI 329
7	wear resistant sg iron	HB500
8	nitrile	(NBR)
9	neoprene	(CR)
10	viton	(FPM)

We reserve the right to alter specifications without prior notice.