



ITT

ROBOT PUMPS

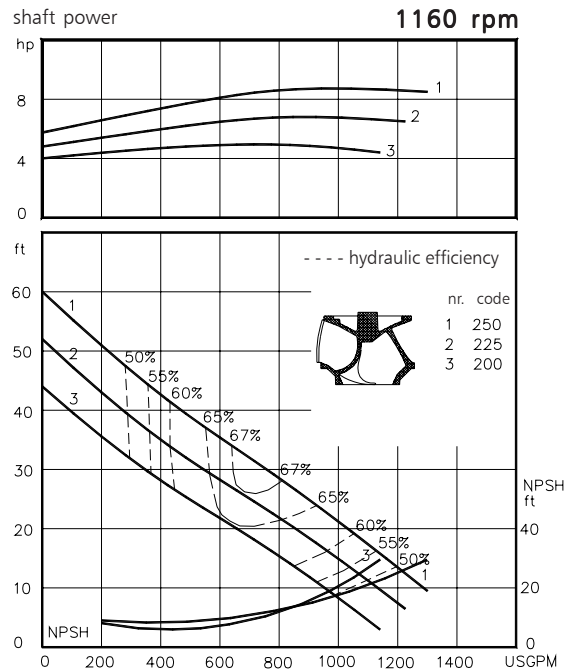
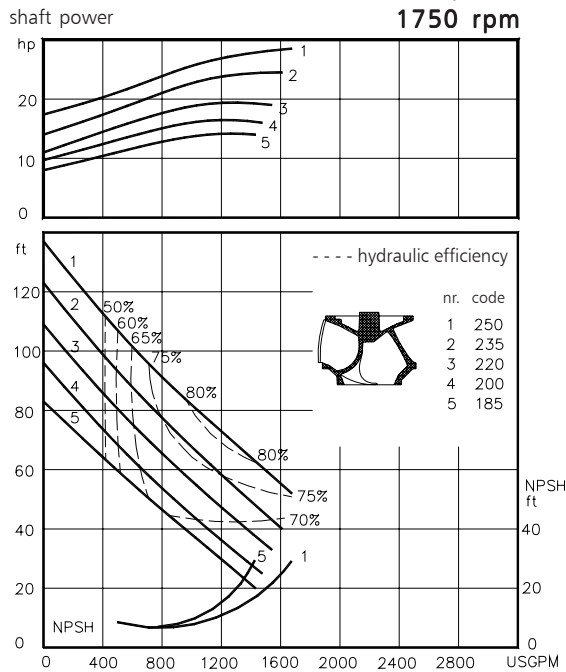
BT - Turbotex Pump

BT4042

BT pumps are designed to pump sewage and other kinds of waste water in many different applications. These pumps are equally suitable for clean water or lightly contaminated liquids. They are designed for a stationary dry installation of pump and motor.

solids passage : 4" **60 c/s**
 discharge flange : 6"
 suction flange : 6"
 impeller code : 250-185
 recommended minium flow : 207 USGPM

hydraulic characteristics in water at 68°F



Available electric motors
 Degree of protection IP55

NEMA	[hp]	[rpm]
215T	5.0	1160
254T	7.5	1150
256T	10	1160
254T	15	1750
256T	20	1750
284T	25	1750
286T	30	1750

www.ittwwwalphen.com

Engineered for life

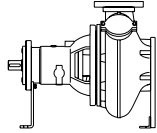


ITT

ROBOT PUMPS

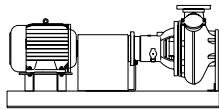
Installation options

BT4042



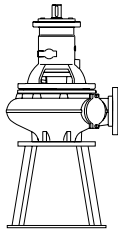
H

Horizontal installation:
Bare shaft



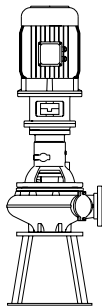
HM

Horizontal installation:
With foundation plate
and electric motor.



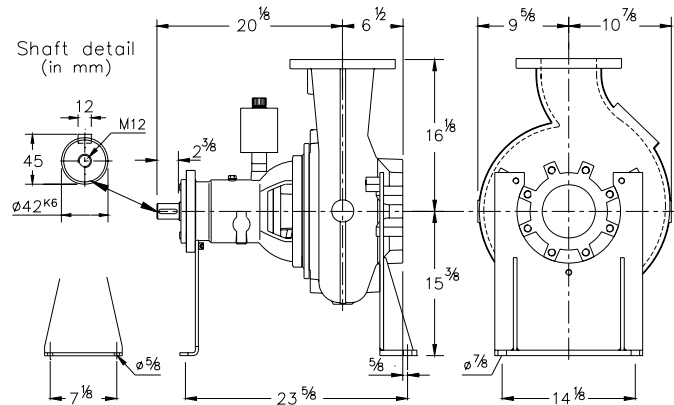
V

Vertical installation:
Bare shaft



VM

Vertical installation:
With support and electric
motor.



Flange connections

		Standard
		ANSI 150
		Number x holes
	p.c.d.	
Discharge	ND 6	9 1/2
		8x ϕ 7/8
Suction	ND 6	9 1/2
		8x 3/4 UNC

Weight (H version): 385 lbs

Optional:

- seal flushing

Other options and materials upon request

Materials

sealhousing	: 1
pump casing	: 1
impeller	: 2 7
pump shaft	: 3 5
bearing housing	: 1
bolts	: 4 5
elastomer	: 8+9 10
seal lubrication	: oil
pump seal	: silicon carbide-ceramic
secondary seal	: carbon - ceramic
primer	: Alkyd primer
top coating	: Two component high-build polyurethane coating

1	cast iron	ASTM A-48 Cl.35
2	sg cast iron	ASTM A445 Gr.60-46-18
3	stainless steel	AISI 431
4	stainless steel	AISI 304
5	stainless steel	AISI 316
6	bronze	ASTM B 145 Gr. 4a
7	wear resistant sg iron	HB500
8	nitrile	(NBR)
9	neoprene	(CR)
10	viton	(FPM)

We reserve the right to alter specifications without prior notice.