



RoboWhirl

RM60LI

50 Hz

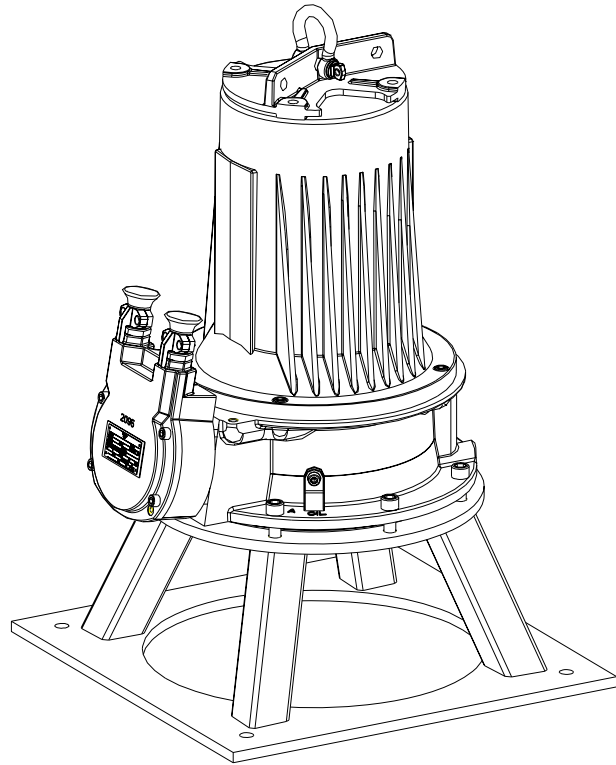
The RoboWhirl agitators are used to prevent the accumulation of solids and sludge at the bottom of pump sumps and in storm water collecting pits. The turbulence created by the RoboWhirl prevents the formation of a floating crust at the water surface.

Mixer

effective working area : up to Ø 24 m
 absorbed electrical power in clean water : 33 kW
 impeller diameter : 230 mm
 (diameter Nihard 4 impeller : 242 mm)
 effective working distance depends on weight- and volume concentration of the solids in the fluid.

Motor

rated shaft power : 34.0 kW
 rated electrical power : 39.5 kW
 mains : 50 Hz - 3 phase
 nominal speed : 1450 rpm
 motor efficiency : 86 %
 rated power factor (cos phi) : 0.86
 degree of protection : IP 68
 isolation class : F (155 °C)
 max. water temperature : 40 °C
 (higher temp. on request)
 standard cable length : 10 m



Materials

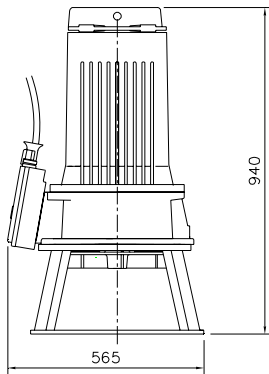
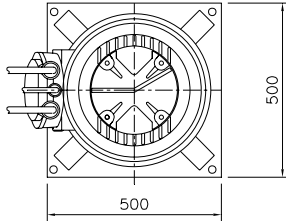
motor housing : 1
 seal housing : 1
 impeller : 2, 12
 shaft : 3 5
 support : 11, 5
 bolts : 4 5
 elastomers : 8+9 10
 electrical cable : 9
 mechanical seals : oil lubricated
 pump seal : silicon carbide-ceramic
 motor seal : carbon-ceramic
 primer : Alkyd primer
 top coating : Two component high-build polyurethane coating

1	cast iron	EN-GJL-250
2	sg cast iron	EN-GJS-400-15
3	stainless steel 431	X20 CrNi 17 2
4	stainless steel 304	X5 CrNi 18 10
5	stainless steel 316	X5 CrNiMo 17 12 2
6	stainless steel 329	X4 CrNiMoN 27 5 2
7	wear resistant sg iron	HB 500
8	nitrile	(NBR)
9	neoprene	(CR)
10	viton	(FPM)
11	galvanized steel	
12	Nihard 4	G-X300CrNiSi 9 5 2



Dimensions

RM60LI



The motor is cooled by the surrounding water.

Versions

B Basic

Standard with thermoswitches

Weight:

220 kg

E Explosion proof version

Certified according to: II 2 G Ex de IIB c T4

225 kg

N Wear resistant version

Impeller and wear plate in Nihard 4

235 kg

EN Explosion proof and wear resistant version

Certified according to: II 2 G Ex de IIB c T4

240 kg

Optional:

Flexible protective sheathing for cable
(AISI 316)

Water detector in motor and oil housing

(for explosion proof version only in oil housing with external cable)

Motor Connection details

voltage [V]*	rated current[A]	number of cables x number of cores x cross section [mm ²]					
				explosion proof version			
		DOL-start	YD-start	DOL-start	YD-start		
380	69.8	-	2x4x10+1x4x2.5	-	2x4x16+1x4x2.5		
400	66.4	1x4x16+1x4x2.5	2x4x10+1x4x2.5	1x4x16+1x4x2.5	2x4x16+1x4x2.5		
415	64.0	1x4x16+1x4x2.5	2x4x10+1x4x2.5	1x4x16+1x4x2.5	2x4x16+1x4x2.5		
500	53.1	1x4x16+1x4x2.5	2x4x6+1x4x2.5	1x4x16+1x4x2.5	2x4x6+1x4x2.5		

starting current DOL-start : 4.5 x rated current

starting current YD-start : 1.5 x rated current

* other voltages on request

We reserve the right to alter specifications without prior notice.